

Sky Lifter SL 400

Electric manipulator for the installation
of contractor machines



For installation of windows in highrises

Sky Lifter lifts and handles
window sections and other
building materials at great
height.

Installed on e.g. telescopic loaders
using quick release adaptor

- Accurate
- Multifunctional
- Radio control of all features
- Large lifting capacity
- Secure suction hold with two vacuum circuits



As Sky Lifter is radio-controlled,
there are no limits to working
height. The range of the remote
control is 328 feet.



The lifted item is very resistant to wind/
gusts as Sky Lifter is mounted on the
parent machine.

Sky Lifter also handles
the architect's creative
and lopsided solutions
where high installations
under overhangs or
oblique angles may
be a challenge.

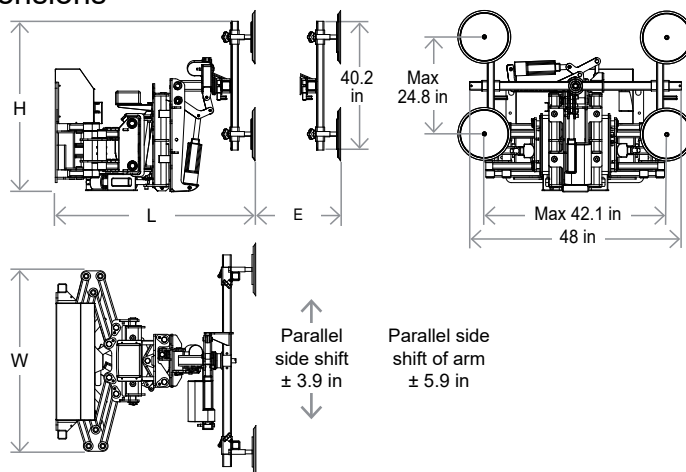


Sky Lifter runs
non-stop with extra
batteries (optional
extra) which are
easy to replace
without the need
for tools.

Sky Lifter handles
high lifts for instal-
lations in highrises
such as these.

Smart Lift

Dimensions



Sky Lifter's smooth pattern of movement is repeated in the yoke where rotation, tilt and tip take place in soft, stepless movements.

Sky Lifter is easy to install on the telescopic loader using an adapter for Quick release.

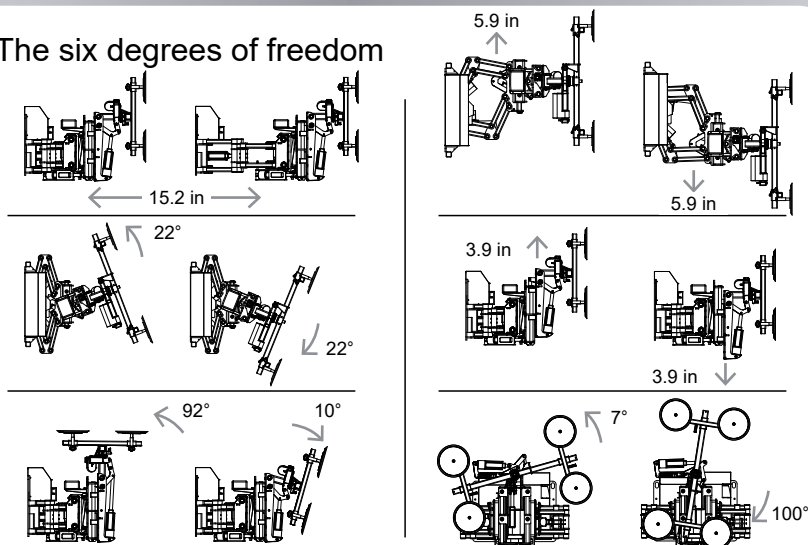
Technical data

Description	Value *
Weight	794 lb
Height (min/max)	41.3/51.2 in
Width (min/max)	40.2/48 in
Length (min/max)	44.9/59.8 in
Extension of arm	15.2 in
Speed regulation	Stepless
Vacuum system	2-circuits
Suction pads	4 x $\varnothing 11.8$ in
Charging voltage	110 volt, 5 Amp
External charger included	
Battery E-bike	24 volt, 20,25 Ah
Charging time 75%	2 hours
Charging time 100%	4 hours
Running period	Approx. 8 hours **
Battery replacement	Approx. 15 sec.
Charging cycles	1000
Sky Lifter can be partially charged	
Lifting capacity	882 lb

*All measurements are without adaptor for Quick release.

**With normal use, Sky Lifter can easily last an 8-hour working day without charging. Battery capacity with continuous operation and maximum load is 4 hours. With additional battery, the operating period is limitless.

The six degrees of freedom



Workpieces/items

Sky Lifter handles a wide range of items from plasterboard to fire doors and wall panels.



Table tops



Fire doors




Wood/plasterboard



Wall panels



Rubber panels



Stone/concrete panels

Parent machines

Sky Lifter is a small, light and flexible electric manipulator which, with the right adapter, can be mounted on any hydraulic telescopic loader, crane etc.



Telescopic loaders



Lorry cranes



Mini loaders



Forklift trucks



Spider cranes